


# ON TEST

**Ron Fox tests the latest jig from routing specialists Trend**



A set of five long-reach straight cutters SET/MT1 is available for use with this jig. Diameters range from 1/4in to 3/8in and the cutters are available on 1/2in or 8mm shanks. Other accessories include a set of fourteen guides bushes in Imperial measure. There's also a set of 'Porter Cable' American-standard brass guide bushes. A dust extraction kit which attaches to the jig is also available.



# Trend Mortise & Tenon Jig

The mortise and tenon joint is one of the oldest in woodworking, and Trend has introduced a router jig that cuts both parts from a single setting. The jig takes timber of 12mm to 50mm thickness, with mortise widths of 4.75mm to 16mm. Five plastic guide bushes

and one of steel are supplied, plus a guide-bush collar for cutting the mortises. These are standard Trend-fitting bushes and will attach directly to a wide range of routers, but for non Trend-compatible models the Trend Unibase can be used to fit them.


### Making tenons

The jig is based on sliding plates that are used with guide bushes and cutters of different diameters according to the size of the joint. Tenons are all cut with a 1/4in cutter. The plates are set with the special setting bar that comes with the jig. The plates, with their


rounded inner ends, give a rounded tenon which fits the mortise without further handwork. They can, however, be reversed to give square-ended tenons if desired.

With the appropriate guide bush and 1/4in cutter installed, the tenon is cut in a series of light passes working in a clockwise direction around the template.

*The jig being set up for a tenon cut*



*The resulting tenon. Note rounded ends*




### and mortises...


To cut the mortise, a cutter of the required diameter is fitted to the router and the guide bush is changed for the 1in steel bush fitted with the 2 1/4in collar. The plates control the length of mortise without any re-setting after cutting the tenon.

Angled tenons can be cut by re-setting the vertical clamp to the required angle. Alternatively the main back plate of the jig can be tilted to give angled tenons in the

Mortise being cut after swapping bush and cutter combination



Angled tenons can also be cut on this jig and you can even form compound angle joints



other plane. A more sophisticated touch is that compound-angle tenons can be cut by adjusting both the vertical clamp and the tilting back plate.

The tenon normally produced by the jig is shouldered with rounded

ends. Square tenons, both shouldered and plain, can also be produced by simply reversing the plates.

**Dowelling.**

Cleverly, the Trend jig can make dowelled joints as well as mortises and tenons.

Holes in the plates take the 1/2in guide bush supplied. The cutter is chosen to match the diameter of the dowels being used. Biscuits may seem to have taken over this market but this jig makes accurate dowels and may go some way to justifying the price tag.

**Further information**

Prices: MT/JIG £176.19  
Set MT1 Cutters £46.94  
MT DUSTKIT £11.69

**Trend: 0800 487363**

**The Verdict...**

This is a jig that can cut a wide range of mortises and tenons with just one setting of the template. As such it will improve your speed and accuracy for this joint. It may even encourage you to try various forms of angled joints e.g. for chairs. You can make up mdf jigs for this joint but this will provide more accurate repeats for larger projects or batch production.

**The publisher of *The Woodturner* brings you a one-off publication *Grimming* with information for beginners...**

**BASICS of Woodturning**  
[www.getwoodworking.com](http://www.getwoodworking.com)

Inspiration advice and tips for woodturners everywhere

- **Techniques and Turning**
- **Workshop set up and machinery**
- **Choosing and using timber**
- **On course for learning**

**PLUS**

all round advice on design, chucking and much, much more

On sale from September 27th at leading stockists

Order your copy in advance by calling

**01322 616300**